

I Love to Read Month

Help Kids Find Books They Love

Encourage kids to talk to peers about books! Kids look to friends, siblings, or cousins for ideas.



Ask teachers and school librarians! Kids look to them for book ideas.

Engage kids around books at home. Parents or other adult family members can be a good source for book ideas.



Check out our local Evergreen Regional Libraries. Our local community libraries are a great resource for hardcopy and digital books.


“It is not enough to simply teach children to read; we have to give them something worth reading. Something that will stretch their imaginations- something that will help them make sense of their own lives and encourage them to reach out toward people whose lives are quite different from their own.” — Katherine Paterson

I Love to Read Month

How to Read With Your Child: A Quick Guide



Chose the right book! Your child should be able to read **95** out of every **100** words. Higher than this and they could be missing out on further development. Lower and they could be reading at “frustration level”.
(Test this by reading 100 words with them!)



When reading, **track** the words - use either their finger, a ruler, a pen...




Vary the reading material. Use a **library**. Include factual as well as fictional.



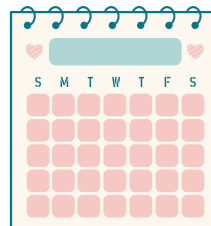
When they encounter unfamiliar words, **build the word up** (blend) using known **phonics sounds** (s-n-a-p = snap).



Spend part of the session **reading aloud** to your child. This models good practice. Show them how you'd blend an unfamiliar word (pretend you don't know one!).



Make a **list** of the words that couldn't be read and **review** them at the end, then again at the start of the next reading.



Read regularly! Several times per week is best. Doesn't have to be a long time each session. Go with the flow and make it fun. Consistency is vital.